

SPECIFICATIONS

Product Specifications

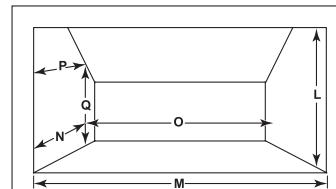
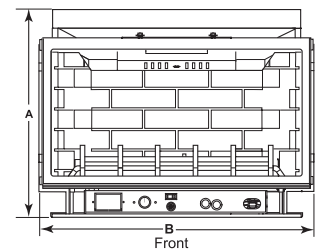
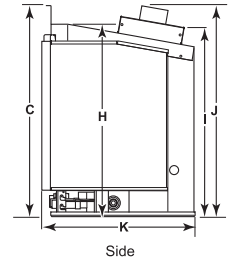
Model	Width of Front Opening	Width of Back	Height of Front Opening	Height of Back	Depth of Insert	Total Depth	Millivolt BTU		Viewing Area/ Sq. In.	Design Certified
							NG	LP		
IDV380	27-1/2"	17-1/2"	13-7/8"	18-3/8"	16-1/2"	16-1/2"	20,500-30,000	20,000-29,000	588	CSA
IDV490	31"	19-5/8"	15-7/8"	20"	18-1/2"	18-1/2"	26,500-40,000	29,000-37,500	713	CSA
IBV380	27-1/2"	17-1/2"	13-7/8"	18-3/8"	16-1/2"	16-1/2"	20,000-30,000	20,000-29,000	588	CSA

Vented Insert Dimensions

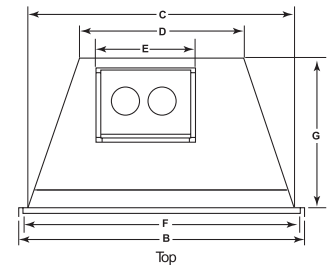


IBV380 shown with optional 46/32 flat surround.

	IDV380	IDV490	IBV380
A	22-3/4"	24-3/4"	22-3/4"
B	30-3/16"	33-5/8"	30-3/16"
C	27-1/2"	31"	27-1/2"
D	17-1/2"	19-5/8"	17-1/2"
E	10-3/8"	11-1/2"	N/A
F	27-5/8"	31-1/8"	27-5/8"
G	15-1/2"	17-1/2"	15-1/2"
H	18-3/8"	20"	18-3/8"
I	21-1/2"	23-3/4"	21-1/2"
J	22-3/4"	25"	22-3/4"
K	16-1/2"	18-1/2"	16-1/2"
L	21"	23"	21"
M	28"	31"	28"
N	16"	18"	16"
O	18"	20"	18"
P	16"	18"	16"
Q	21"	23"	21"



Minimum Fireplace Opening



Top

REGULATORY APPROVAL

The IDV and IBV insert series are approved to ANSI Z21.88 and approved for installation in bedrooms and aftermarket manufactured (mobile) home, where not prohibited by state or local codes.

MONESSEN HEARTH SYSTEMS

149 Cleveland Drive • Paris, Kentucky 40361

www.monessenhearth.com

To avoid personal injury or property damage, the product described by this brochure must be installed, operated and maintained in strict compliance with the instructions packaged with the product and all applicable building or fire codes. Contact local building or fire officials about restrictions and installation inspection requirements. All photographs and drawings on this brochure are for illustrative purposes only and are not intended for, nor should they be used as a substitute for the instructions packaged with the unit. Appearance and specifications of the product are subject to change without notice.

© 2004 Monessen Hearth Systems, Inc.



MADE IN U.S.A.



Warning:

- Correct installation of the ceramic fiber logs and periodic cleaning are necessary to avoid potential service problems.
- Keep small children and animals away from the hot surfaces at all times.
- This appliance must not be connected to a chimney flue servicing a separate solid-fuel burning appliance.
- Common venting of this appliance with other gas appliances is not allowed.

Sold by: